



MAESTRO SERIES

MODULAR
ICE MACHINE

IM-0350-AC/AH

AIR COOLED

KEY FEATURES:

- 304 stainless-steel exterior (durable & rust-resistant)
- Simple diagnostic panel to assist service & maintenance
- Cleaning switch for auto cleaning cycle
- Magnetic frame cleanable condenser air filters
- Adjustable flush to reduce scale & cleaning cost
- ABS antimicrobial interior to reduce slime & cleaning cost
- Water inlet valve, no float valve
- Water distributor tube & water sump removable w/o tools
- Heavy duty water curtain, pins & hangers for easy removal
- Hinged front door panel for easy access
- No screws on side or back panels for easy access
- Sides & top vent for increased ventilation
- Evaporator section reduced to impede airborne bacteria

STANDARD WARRANTY:

- Ice Maker: 3-Year Parts & Labor
- Evaporator: 5-Year Parts & Labor
- Compressor: 5-Year Parts & 3-Year Labor

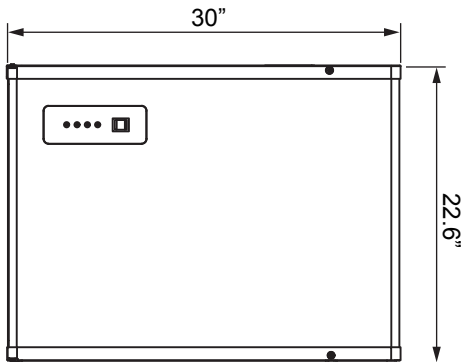
CERTIFICATIONS



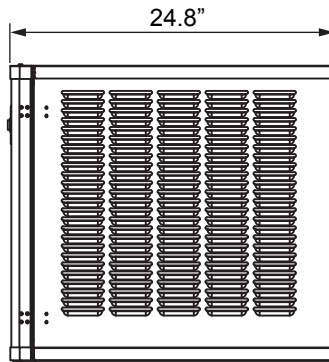
OPTION: ICE STORAGE BIN (IB-033/044)



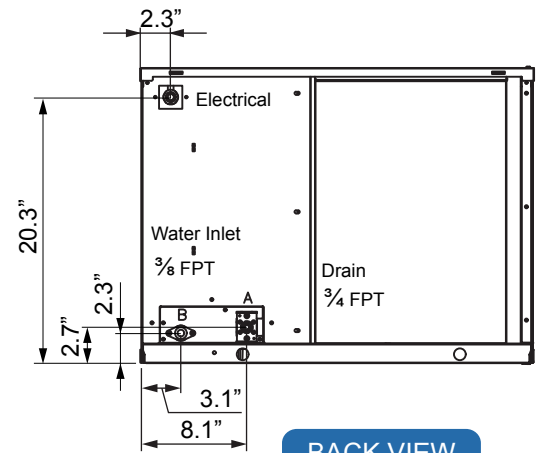
PLAN VIEW



FRONT VIEW



SIDE VIEW



BACK VIEW

MODEL	DIMENSIONS	WIDTH	DEPTH	HEIGHT	WEIGHT	
IM-0350-AC/AH	Inch	30"	24.8"	22.6"	152.1 lbs (Net)	176.4 lbs (Gross)

SPECIFICATIONS

Model	Ice Shape	Ice Production per 24 hrs		Water usage Gal / 100 lbs ice	Power kWh / 100 lbs ice	Electrical (V/Hz/ph)	Condenser
		70 °F Air/ 50 °F Water	90 °F Air/ 70 °F Water				
IM-0350	AC: Cube AH: Half Cube	367 lbs	292 lbs	15.0	6.25	115 / 60 / 1	Air Cooled

ICE SHAPE: Cube & Half Cube



Cube

$\frac{7}{8}'' \times \frac{7}{8}'' \times \frac{7}{8}''$



Half Cube

$1\frac{1}{8}'' \times \frac{3}{8}'' \times \frac{7}{8}''$

