



*Take the Lead*

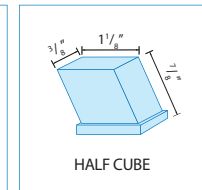
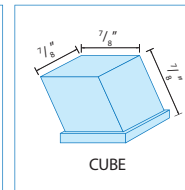
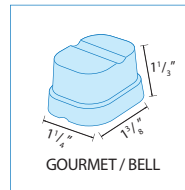
# Ice Cube Machines

- 
- Under Counter
  - Modular
  - Storage Bin
  - Flake & Nugget
  - Snow Flake
  - Dispenser



***A Brand that stands for Quality and Value***

# UNDER COUNTER AIR COOLED



## IU-0070

\* Replace WU-0070

MODEL	STORAGE CAPACITY	DIMENSION (WxDxH)	WEIGHT	ICE SHAPE
	lbs	inch	lbs (Net / Gross)	
IU-0070-OU	26	15 x 26 x 34	104 / 120	GOURMET/ BELL
CONDENSER	ELECTRICAL OPTIONS	Power (kWh/100 lbs ice)	Air / Water 70°F / 50°F	Air / Water 90°F / 70°F
Air Cooled	115 V/60 Hz/1 Ph	11.15	60 lbs	48 lbs



## WC-0070

MODEL	STORAGE CAPACITY	DIMENSION (WxDxH)	WEIGHT	ICE SHAPE
	lbs	inch	lbs (Net / Gross)	
WC-0070-AB	29	16 x 19 x 31	110 / 115	GOURMET / BELL
CONDENSER	ELECTRICAL OPTIONS	Power (kWh/100 lbs ice)	Air / Water 70°F / 50°F	Air / Water 90°F / 70°F
Air Cooled	115 V/60 Hz/1 Ph	12.35	70 lbs	54 lbs



\* FWU-0100R

## WU-0100

MODEL	STORAGE CAPACITY	DIMENSION (WxDxH)	WEIGHT	ICE SHAPE
	lbs	inch	lbs (Net / Gross)	
WU-0100-AC	27	21 x 23 x 35	110 / 125	CUBE
CONDENSER	ELECTRICAL OPTIONS	Power (kWh/100 lbs ice)	Air / Water 70°F / 50°F	Air / Water 90°F / 70°F
Air Cooled	115 V/60 Hz/1 Ph	9.39	105 lbs	74 lbs

\* FWU-0100R: Replacement water Filter (1 unit included)

A filter is required for this machine to operate. If your machine stops producing ice, it is likely time to replace the filter.

## IU-0170



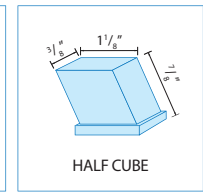
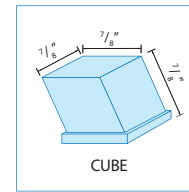
MODEL	STORAGE CAPACITY	DIMENSION (WxDxH)	WEIGHT	ICE SHAPE
	lbs	inch	lbs (Net / Gross)	
IU-0170-AC	77	26 x 27 x 38	154 / 172	CUBE
IU-0170-AH				HALF CUBE
CONDENSER	ELECTRICAL OPTIONS	Power (kWh/100 lbs ice)	Air / Water 70°F / 50°F	Air / Water 90°F / 70°F
Air Cooled	115 V/60 Hz/1 Ph	8.62	175 lbs	140 lbs

## IU-0220



MODEL	STORAGE CAPACITY	DIMENSION (WxDxH)	WEIGHT	ICE SHAPE
	lbs	inch	lbs (Net / Gross)	
IU-0220-AC	77	26 x 27 x 38	154 / 172	CUBE
IU-0220-AH				HALF CUBE
CONDENSER	ELECTRICAL OPTIONS	Power (kWh/100 lbs ice)	Air / Water 70°F / 50°F	Air / Water 90°F / 70°F
Air Cooled	115 V/60 Hz/1 Ph	8.62	202 lbs	150 lbs

# MODULAR (22") AIR COOLED



## IM-0350-22

MODEL	STORAGE BIN OPTION	DIMENSION (WxDxH)	WEIGHT	ICE SHAPE
		inch	lbs (Net / Gross)	
IM-0350-AC-22	IB-026-22 / IB-033	22 x 24.8 x 22.6	138.9 / 163.1	CUBE
IM-0350-AH-22				HALF CUBE
CONDENSER		ELECTRICAL	Power (kWh/100 lbs ice)	Air / Water 70°F / 50°F
Air Cooled		115 V/60 Hz/1 Ph	6.20	394 lbs 311 lbs



## IM-0460-22

\* Replace WM-0460-22

MODEL	STORAGE BIN OPTION	DIMENSION (WxDxH)	WEIGHT	ICE SHAPE
		inch	lbs (Net / Gross)	
IM-0460-AC-22	IB-026-22 IB-033/ IB-044	22 x 24.8 x 22.6	143.3 / 167.6	CUBE
IM-0460-AH-22				HALF CUBE
CONDENSER		ELECTRICAL	Power (kWh/100 lbs ice)	Air / Water 70°F / 50°F
Air Cooled		115 V/60 Hz/1 Ph	6.21	443 lbs 331 lbs



## IM-0550-22

MODEL	STORAGE BIN OPTION	DIMENSION (WxDxH)	WEIGHT	ICE SHAPE
		inch	lbs (Net / Gross)	
IM-0550-AC-22	IB-026-22 IB-033 / IB-044	22 x 24.8x 22.6	143.3 / 167.6	CUBE
IM-0550-AH-22				HALF CUBE
CONDENSER		ELECTRICAL	Power (kWh/100 lbs ice)	Air / Water 70°F / 50°F
Air Cooled		115 V/60 Hz/1 Ph	6.00	508 lbs 386 lbs

# STORAGE BIN



## IB-026-22

MODEL	APPLICABLE	STORAGE CAPACITY	DIMENSION (WxDxH)	WEIGHT
		lb	inch	lb
IB-026-22	IM-0350-22 IM-0460-22 IM-0550-22 IM-0770	265	22 x 34 x 38 (Without legs)	99



## IB-044

MODEL	APPLICABLE	STORAGE CAPACITY	DIMENSION (WxDxH)	WEIGHT
		lb	inch	lb
IB-044	IM-0350 / IM-0460 / IM-0550 / IM-0680 / IM-0750 / IM-0770 / IM-1100	440	30 x 34 x 46 (Without legs)	143



## IB-033

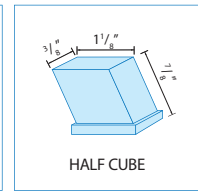
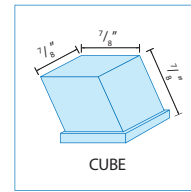
MODEL	APPLICABLE	STORAGE CAPACITY	DIMENSION (WxDxH)	WEIGHT
		lb	inch	lb
IB-033	IM-0350/22 IM-0460/22 IM-0550/22 IM-0680 IM-0750 IM-0770	350	30 x 34 x 38 (Without legs)	121



## IB-M900-48

MODEL	APPLICABLE	STORAGE CAPACITY	DIMENSION (WxDxH)	WEIGHT
		lb	inch	lb
IB-M900-48	IM-0680 / IM-0750 / IM-0770 / IM-1100	900	48 x 31 x 50	210

# MODULAR (30") AIR COOLED



## IM-0350

MODEL	STORAGE BIN OPTION	DIMENSION (WxDxH)	WEIGHT	ICE SHAPE
		inch	lbs (Net / Gross)	
IM-0350-AC	IB-033 / IB-044	30 x 25 x 23	152.1 / 176.4	CUBE
IM-0350-AH				HALF CUBE
CONDENSER	ELECTRICAL OPTIONS	Power (kWh / 100 lbs ice)	Air / Water 70°F / 50°F	Air / Water 90°F / 70°F
Air Cooled	115 V/60 Hz/1 Ph	6.20	367 lbs	304 lbs



## IM-0460

\* Replace WM-0460

MODEL	STORAGE BIN OPTION	DIMENSION (WxDxH)	WEIGHT	ICE SHAPE
		inch	lbs (Net / Gross)	
IM-0460-AC	IB-033 / IB-044	30 x 25 x 23	162.3 / 192.9	CUBE
IM-0460-AH				HALF CUBE
CONDENSER	ELECTRICAL OPTIONS	Power (kWh / 100 lbs ice)	Air / Water 70°F / 50°F	Air / Water 90°F / 70°F
Air Cooled	115 V/60 Hz/1 Ph	5.43	444 lbs	364 lbs



## IM-0550

MODEL	STORAGE BIN OPTION	DIMENSION (WxDxH)	WEIGHT	ICE SHAPE
		inch	lbs (Net / Gross)	
IM-0550-AC	IB-033 / IB-044	30 x 25 x 23	162.3 / 192.9	CUBE
IM-0550-AH				HALF CUBE
CONDENSER	ELECTRICAL OPTIONS	Power (kWh / 100 lbs ice)	Air / Water 70°F / 50°F	Air / Water 90°F / 70°F
Air Cooled	115 V/60 Hz/1 Ph	5.91	551 lbs	399 lbs



## IM-0750

\* Replace WM-0680 & IM-0680

MODEL	STORAGE BIN OPTION	DIMENSION (WxDxH)	WEIGHT	ICE SHAPE
		inch	lbs (Net / Gross)	
IM-0750-AC	IB-033 / IB-044 / IB-M900-48	30 x 25 x 23	185.2 / 216.1	CUBE
IM-0750-AH				HALF CUBE
CONDENSER	ELECTRICAL OPTIONS	Power (kWh / 100 lbs ice)	Air / Water 70°F / 50°F	Air / Water 90°F / 70°F
Air Cooled	208~230 V/60 Hz/1 Ph	5.50	737 lbs	584 lbs

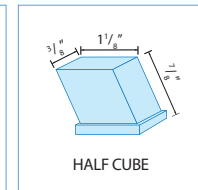
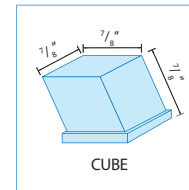


## IM-1100

\* Replace WM-1100

MODEL	STORAGE BIN OPTION	DIMENSION (WxDxH)	WEIGHT	ICE SHAPE
		inch	lbs (Net / Gross)	
IM-1100-AC	IB-044 / IB-M900-48	30 x 25 x 30	231.5 / 264.6	CUBE
IM-1100-AH				HALF CUBE
CONDENSER	ELECTRICAL OPTIONS	Power (kWh / 100 lbs ice)	Air / Water 70°F / 50°F	Air / Water 90°F / 70°F
Air Cooled	208~230 V/60 Hz/1 Ph	4.99	1106 lbs	875 lbs

# MODULAR (30") WATER COOLED



## IM-0460

MODEL	STORAGE BIN OPTION	DIMENSION (WxDxH)	WEIGHT	ICE SHAPE
		inch	lbs (Net / Gross)	
IM-0460-WC	IB-033 / IB-044	30 x 24.8 x 22.6	159.8 / 190.7	CUBE
IM-0460-WH				HALF CUBE
CONDENSER	ELECTRICAL	Power (kWh/100 lbs ice)	Air / Water 70°F / 50°F	Air / Water 90°F / 70°F
Water Cooled	115 V/60 Hz/1 Ph	4.56	463 lbs	407 lbs



## IM-0550

MODEL	STORAGE BIN OPTION	DIMENSION (WxDxH)	WEIGHT	ICE SHAPE
		inch	lbs (Net / Gross)	
IM-0550-WC	IB-033 / IB-044	30 x 24.8 x 22.6	159.8 / 190.7	CUBE
IM-0550-WH				HALF CUBE
CONDENSER	ELECTRICAL	Power (kWh/100 lbs ice)	Air / Water 70°F / 50°F	Air / Water 90°F / 70°F
Water Cooled	115 V/60 Hz/1 Ph	4.53	547 lbs	483 lbs



## IM-1100

MODEL	STORAGE BIN OPTION	DIMENSION (WxDxH)	WEIGHT	ICE SHAPE
		inch	lbs (Net / Gross)	
IM-1100-WC	IB-044 / IB-M900-48	30 x 24.8 x 30.3	216 / 249.1	CUBE
IM-1100-WH				HALF CUBE
CONDENSER	ELECTRICAL	Power (kWh/100 lbs ice)	Air / Water 70°F / 50°F	Air / Water 90°F / 70°F
Water Cooled	208~230 V/60 Hz/1 Ph	4.13	1036 lbs	1004 lbs

# REMOTE AIR COOLED



## IM-1200

MODEL	STORAGE BIN OPTION	DIMENSION (WxDxH)	WEIGHT	ICE SHAPE
		inch	lbs (Net / Gross)	
IM-1200-RC	IB-044 / IB-M900-48	30 x 24.8 x 30.3	202 / 235.1	CUBE
IM-1200-RH				HALF CUBE
CONDENSER	ELECTRICAL	Power (kWh/100 lbs ice)	Air / Water 70°F / 50°F	Air / Water 90°F / 70°F
Remote Air Cooled	208~230 V/60 Hz/1 Ph/3 Ph	4.62	1200 lbs	1100lbs

\* Coming in 2022



### Condensing Unit (pre-charged)

IRC-1200



### Tubing (pre-charged)

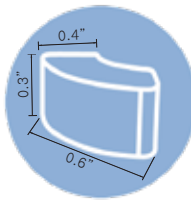
IRT-20R404A (20ft)  
IRT-35R404A (35ft)  
IRT-50R404A (50ft)

# FLAKE & NUGGET

- ✓ 22" SLIM DESIGN
- ✓ ADOPTED SLEEVE BEARING FOR HYGIENE IMPROVEMENT



FLAKE



NUGGET



FLAKE CUTTER



FLAKE EXTRUDING HEAD



NUGGET CUTTER



NUGGET EXTRUDING HEAD



AUGER

## IM-0770

MODEL	STORAGE BIN OPTION	DIMENSION (WxDxH)		WEIGHT
		inch (Net)		lbs (Net / Gross)
IM-0770-AF IM-0770-AN	IB-026-22 / IB-033 / IB-044 / IB-M900-48	22 x 25 x 26		174 / 207
CONDENSER	ELECTRICAL	ICE SHAPE		
Air Cooled	115V / 60Hz / 1Ph	FLAKE		NUGGET
Air / Water 70°F / 50°F		Air / Water 90°F / 70°F		
736 lbs - FLAKE 708 lbs - NUGGET		639 lbs - FLAKE 635 lbs - NUGGET		

# SNOW FLAKE

- ✓ ADOPTED THE FREEZE CYCLE APPLIED ON SOFT ICE CREAM FREEZER
- ✓ BEST DESIGN FOR HYGIENE IMPROVEMENT & EASY MAINTENANCE
- ✓ WORLD STANDARD OF SNOW FLAKE ICE MACHINE

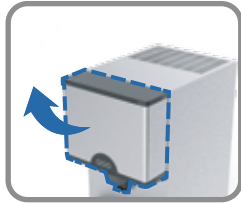


## IS-0700-AS

MODEL	PRODUCTION CAPACITY (MILK)	PRODUCTION CAPACITY (WATER)	STORAGE CAPACITY
	lbs	lbs	gal
IS-0700-AS	1091	705	14
CONDENSER	ELECTRICAL	DIMENSION (WxDxH)	
		inch	
Air Cooled	208~230 V/60 Hz/1 Ph	21 x 30 x 56	
		WEIGHT	
		lbs (Net / Gross)	
		335 / 392	

# ICE / WATER DISPENSER

Three Modes  
(ICE / WATER / ICE & WATER)



Swing Front Door



ID-0300-AN



Air Discharge on Top



UV Sterilization  
- Detachable inner chute for cleaning and sterilization



## ID-0160-AN

MODEL	STORAGE CAPACITY		DIMENSION (WxDxH)	WEIGHT	ICE SHAPE
	lbs		inch (with out legs)	lbs (Net / Gross)	
ID-0160-AN	5.3		13.8 x 23.9 x 25	106 / 112.4	NUGGET
CONDENSER	ELECTRICAL OPTIONS	Power (kWh / 100 lbs ice)	Air / Water 21°C(70°F) / 10°C(50°F)	Air / Water 32°C(90°F) / 21°C(70°F)	
Air Cooled	115V/60Hz/1Ph	6.5	160 lbs	102.6 lbs	

\* Coming in March 2021



## ID-0300-AN

MODEL	STORAGE CAPACITY		DIMENSION (WxDxH)	WEIGHT	ICE SHAPE
	lbs		inch (with out legs)	lbs (Net / Gross)	
ID-0300-AN	11		16.6 x 25 x 27.9	145.5 / 177.5	NUGGET
CONDENSER	ELECTRICAL OPTIONS	Power (kWh / 100 lbs ice)	Air / Water 21°C(70°F) / 10°C(50°F)	Air / Water 32°C(90°F) / 21°C(70°F)	
Air Cooled	115V/60Hz/1Ph	6.5	282 lbs	206 lbs	



## ID-0450-AN

MODEL	STORAGE CAPACITY		DIMENSION (WxDxH)	WEIGHT	ICE SHAPE
	lbs		inch (with out legs)	lbs (Net / Gross)	
ID-0450-AN	30		16.6 x 26.6 x 39.9	198 / 228	NUGGET
CONDENSER	ELECTRICAL OPTIONS	Power (kWh / 100 lbs ice)	Air / Water 21°C(70°F) / 10°C(50°F)	Air / Water 32°C(90°F) / 21°C(70°F)	
Air Cooled	115V/60Hz/1Ph	6.5	441 lbs	331 lbs	

\* Coming in Summer 2021

※ Design and Specification are subject to change without notice



ICETROAMERICA.COM



## A BRAND THAT STANDS FOR QUALITY AND VALUE

The ICETRO team is committed to providing high-performance frozen food equipment products not only to satisfy our customers' need but add value to the equipment investment.

ICETRO America strives to build long-lasting high-quality products that deliver the best value in creating COOL HAPPINESS to our valuable customers.

We aim to continue as the leading provider of high-quality frozen food equipment through continuous improvements in SIMPLICITY of design, product RELIABILITY & LONGEVITY, and superior PERFORMANCE.



SIMPLICITY



RELIABILITY



LONGEVITY



PERFORMANCE



Revised Jan/2021



1565 West Broadway, Anaheim, CA 92802

Tel: (714) 215 - 4864

Website: [www.icetroamerica.com](http://www.icetroamerica.com)

E-mail: [icetro@icetroamerica.com](mailto:icetro@icetroamerica.com)

Distributed by :

