



MAESTRO SERIES

MODULAR
ICE MACHINE

IM-1100-AC/AH

AIR COOLED

KEY FEATURES:

- 304 stainless-steel exterior (durable & rust-resistant)
- Simple diagnostic panel to assist service & maintenance
- Cleaning switch for auto cleaning cycle
- Magnetic frame cleanable condenser air filters
- Adjustable flush to reduce scale & cleaning cost
- ABS antimicrobial interior to reduce slime & cleaning cost
- Water inlet valve, no float valve
- Water distributor tube & water sump removed w/o tools
- Heavy duty water curtain, pins & hangers for easy removal
- Hinged front door panel for easy access
- No screws on side or back panels for easy access
- Sides & top vent for increased ventilation
- Evaporator section reduced to impede airborne bacteria

STANDARD WARRANTY:

- Ice Maker: 3-Year Parts & Labor
- Evaporator: 5-Year Parts & Labor
- Compressor: 5-Year Parts & 3-Year Labor

CERTIFICATIONS



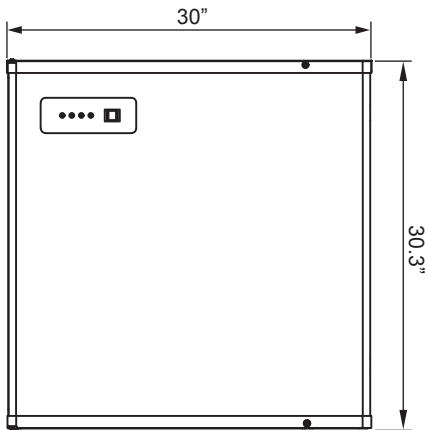
OPTION: ICE STORAGE BIN

(IB-044)

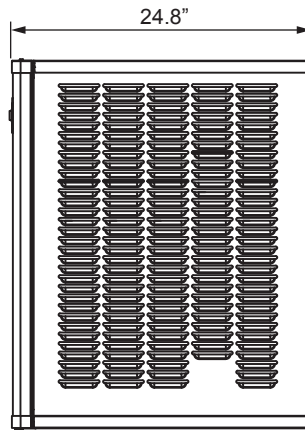
(IB-M900-48)



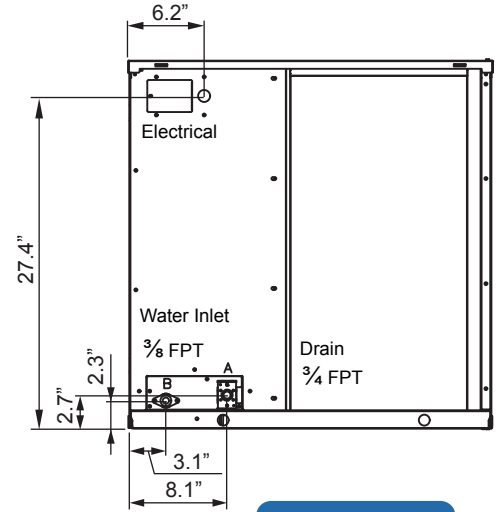
PLAN VIEW



FRONT VIEW



SIDE VIEW



BACK VIEW

MODEL	DIMENSIONS	WIDTH	DEPTH	HEIGHT	WEIGHT	
IM-1100-AC/AH	Inch	30"	24.8"	30.3"	231.5 lbs (Net)	264.6 lbs (Gross)

SPECIFICATIONS

Model	Ice Shape	Ice Production per 24 hrs		Water usage Gal / 100 lbs ice	Power kWh / 100 lbs ice	Electrical (V/Hz/ph)	Condenser	Minimum Circuit Breaker (A)
		70 °F Air/ 50 °F Water	90 °F Air/ 70 °F Water					
IM-1100	AC: Cube AH: Half Cube	1106 lbs	873 lbs	14.0	4.99	208 ~ 230 / 60 / 1	Air Cooled	15

ICE SHAPE: Cube & Half Cube



Cube

$7/8" \times 7/8" \times 7/8"$



Half Cube

$1 1/8" \times 3/8" \times 7/8"$

